



Malaysia

Electrolux Home Appliances Sdn Bhd
Co. No. 198801008304 (175660-T)

address: Unit T2-L7, Level 7, Tower 2, PJ 33,
No. 3, Jalan Professor Khoo Kay Kim,
Seksyen 13, 46200 Petaling Jaya,
Selangor, Malaysia.

telephone: (+603) 7843 5999

fax: (+603) 7955 5511

website: electrolux.com.my

facebook: facebook.com/ElectroluxMalaysia

instagram: instagram.com/electroluxmy



CONSUMER CARE CENTRE

address: Lot C6, No. 28, Jalan 15/22,
Taman Perindustrian Tiong Nam,
Seksyen 15, 40200 Shah Alam,
Selangor Darul Ehsan, Malaysia.


hotline: 1300 88 1122 / 1800 81 9239

fax: (+603) 5524 2521

e-mail: malaysia.customercare@electrolux.com

Dealer's Stamp

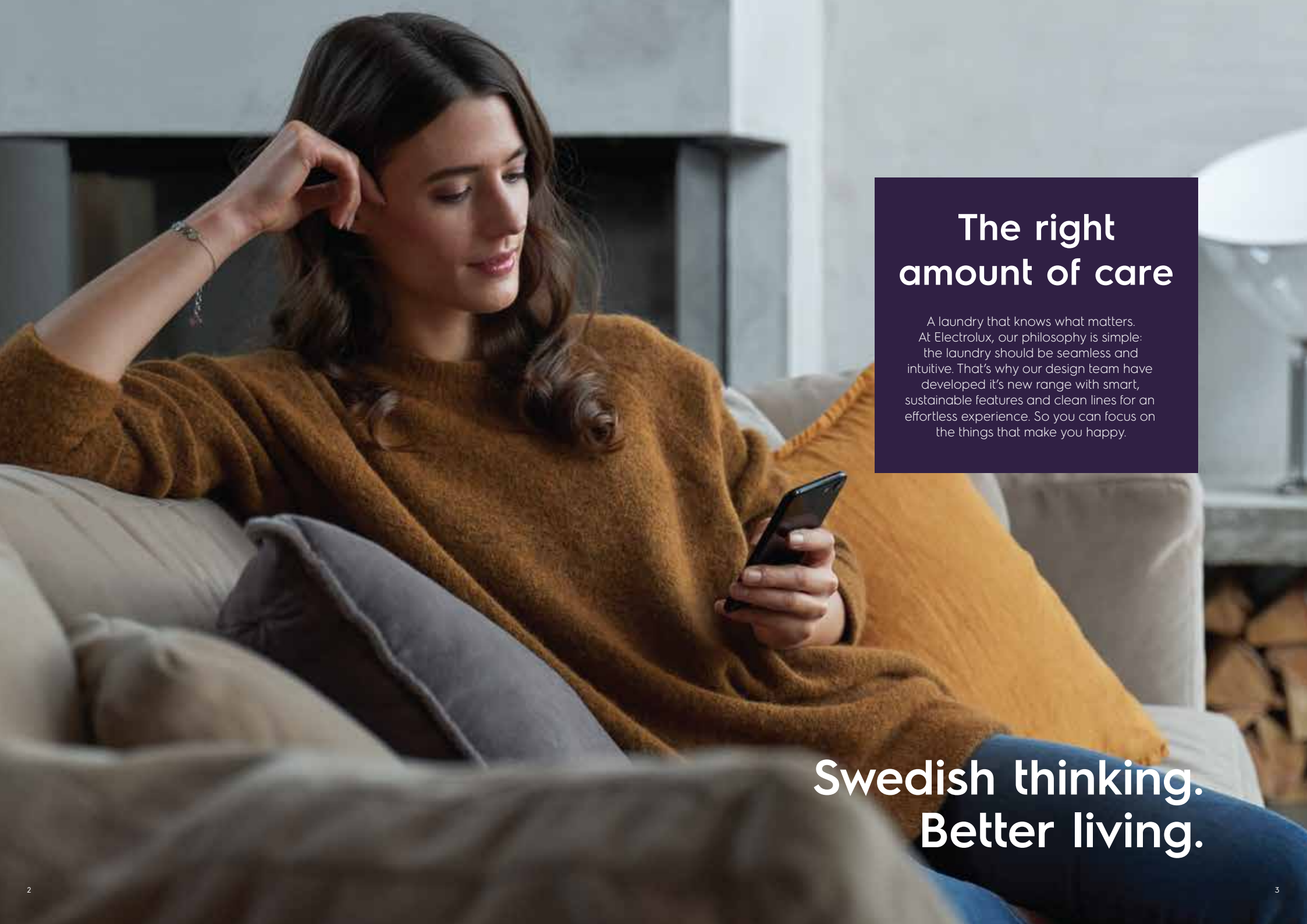
Version: 2022-01



Laundry Range 2022

Keep your favourites
looking newer longer





The right amount of care

A laundry that knows what matters. At Electrolux, our philosophy is simple: the laundry should be seamless and intuitive. That's why our design team have developed it's new range with smart, sustainable features and clean lines for an effortless experience. So you can focus on the things that make you happy.

**Swedish thinking.
Better living.**

Fabric Care

SensorWash™ detects dirt and adjusts cycle, to ensure clothes are always perfectly washed.

Deeper clean

Say goodbye to detergent or soil residue on your freshly washed garments.

Wi-Fi Connectivity*

The Electrolux app allows you to be in control of your appliance. Choose your favourite wash program, add options, monitor the wash and receive notifications on-the-go. Get expert advice from our Stain guide, or use the Care Advisor to send the right programs to the machine just for you.

Intuitive and intelligent

Keep colours bright, whites startling and blacks dark. Smart sensors automatically detect the soil and detergent levels to adjust the washing time for optimal, energy-efficient results that reduces unnecessary wear on fabrics.

Handle with care

Looking after your clothes is effortless, with Electrolux. Our washers come with a range of smart features that keep your favourites looking their best, for longer.



*Minimum requirements: iPhone6/iOS 9.3/Android 4.3 and above. You will need to install the Electrolux Life app, create an Electrolux account and accept the Terms and Conditions and Electrolux's Privacy Policy in the app to use the connected features of the appliance. Internet and Wi-Fi connections are required to use the full features of the app and the appliance. Minimum requirements, apps and services are subject to change without notice.

Front Load Washer

Features

No more wrinkles

Vapour not only reduces wrinkles, it also eradicates up to 99% of allergens and germs for a clean that's more than just superficial.

Hand it to us

You can safely trust your washer to treat your delicate wool garments with utmost care. Our wool cycle is proven to be gentle even your hand wash only woollens, keeping them as fresh and lovely as they felt when you first put them on.

Quietly efficient

Reduce your energy needs by up to 50% with a powerful and reliable EcoInverter motor that cuts vibrations and noise to the barest whisper. The ten-year warranty means your washer will deliver, wash after wash, year after year.

*vs conventional non inverter motors

Fit more in

Just back from a big trip? The new, extra-large door opening makes for seamless loading or unloading of your laundry.



Features



99.9% allergens removed

Gentle Hygienic Care option removes up to 99.9% of allergens and germs at the end of a cycle.*



Care for hand-wash only woollens

Confidently wash precious hand-wash only woollen garments in our Woolmark approved cycle.



50% more efficient

The Eco Inverter motor reduces vibration to deliver quiet, reliable performance with up to 50% lower energy consumption compared to traditional models.**



Wifi connected for care advice, on demand

Electrolux Life app provides advice to help you care for 48 fabrics and 40 stain types. Available on selected model only.



Wrinkles reduced, favourites refreshed

Quickly refresh garments and smooth out creases using the 35 minute Vapour Refresh cycle.***



Variable temperatures for better care

Select from 6 temperature settings to ensure all fabric types are cleaned and cared for.



Automatically detects dirt and residue for perfect cleaning

SensorWash™ detects dirt and adjust cycle, to ensure clothes are always perfectly washed.****



Easy loading and unloading

Large door opening makes loading and unloading the laundry easier than ever before.



40% less colour fading after 52 washes

UltraMix™ pre-mixes detergent to keep clothes looking vibrant and new for longer.*****



Add forgotten items, large or small

Pause the cycle within 15 minutes to conveniently add large or small forgotten items.



No over-loading, no over-washing less wear and tear

Load Sensor™ weighs laundry to recommend detergent and optimises time water, and energy. Available on selected model only.



Quick cycles to suit your needs

Convenient 15 and 60 minute cycles provide flexibility and are great when time is short.

*Tested on certain harmful allergens and germs: K. pneumoniae, P. aeruginosa, S. aureus

**50% lower energy consumption EWF8024BDWA vs. previous model EWF8025EQWA

***23% less wrinkles EWF9025BQWA washing cycle with Vapour vs. standard cycle and air drying - tested and certified by THTI

****80% less detergent stains EWF1141AEWA compared to previous model EWF12942

*****40% less colour fading after 52 washes, assuming 1 wash per week for 1 year. EWF1141AEWA compared to previous model EWF12942



11kg Washer

Technical info

Features

EWFI141R9WB

UltimateCare 900 Series

Get all your washing done at once with our huge 11kg capacity. With AutoDose your clothes get the perfect detergent and softener dose. Get expert advice from our Stain Guide or schedule your laundry based on the weather forecast with the Electrolux Life App.

Product dimensions (mm)
850 (H) x 600 (W) x 659 (D)

- 11kg capacity
- AutoDose technology
- SensorWash technology
- UltraMix system
- Hygienic Care
- Wi-Fi enabled*
- Woolmark Blue Certification
- Lily Drum and Lean Lifter
- EcoInverter Motor
- 15 Wash Programmes with Full Wash 60, Daily 39, Quick 15
- Favorite Programme
- Electrolux Life App downloadable programmes
- Spin speed 1400, 1200, 1000, 800, 600, 400,
- No Spin, Rinse hold"
- Temperature (°C) 90, 60, 50, 40, 30, Cold
- Options: SensorWash, Stain, Hygienic Care, Prewash, Delay End, Remote, Add Clothes, Child Lock
- 3XL Door opening
- Load Sensor
- LED Drum light

*Minimum requirements: iPhone6/iOS 9.3/Android 4.3 and above. You will need to install the Electrolux Life app, create an Electrolux account and accept the Terms and Conditions and Electrolux's Privacy Policy in the app to use the connected features of the appliance. Internet and Wi-Fi connections are required to use the full features of the app and the appliance. Minimum requirements, apps and services are subject to change without notice.

11kg Washer

Technical info

Features

EWFI142Q7WB

UltimateCare 700 Series

With innovative features like SensorWash, you can maximise every load. Designed to minimise water & energy use and save precious time in the laundry.



Product dimensions (mm)
850 (H) x 600 (W) x 659 (D)



Also available:
EWFI042Q7WB 10kg
EWFI9042Q7WB 9kg

- 11kg capacity
- SensorWash technology
- UltraMix system
- Hygienic Care
- Wi-Fi enabled*
- Woolmark Blue Certification
- Time Manager
- Lily Drum and Lean Lifter
- EcoInverter Motor
- 15 Wash Programmes with Full Wash 60, Daily 39, Quick 15
- Favorite Programme
- Electrolux Life App downloadable programmes
- Spin speed 1400, 1200, 1000, 800, 600, 400, No Spin, Rinse hold
- Temperature (°C) 90, 60, 50, 40, 30, Cold
- Options: SensorWash, Stain, Hygienic Care, Prewash, Remote, Time Manager, Delay End, Add Clothes, Child Lock
- 3XL Door opening
- Load Sensor

10kg Washer

Technical info

Features

EWFI024P5WB

UltimateCare 500 Series

With UltraMix technology, detergent and softener is thoroughly dissolved and activated before it enters the drum.



Product dimensions (mm)
850 (H) x 600 (W) x 659 (D)



Also available:
EWFI9024P5WB 9kg 850 (H) x 600 (W) x 659 (D)
EWFI8024P5WB 8kg 850 (H) x 600 (W) x 575 (D)

- 10kg capacity
- UltraMix system
- Hygienic Care
- Woolmark Apparel Certification
- Time Manager
- Hive Drum and Lean Lifter
- EcoInverter Motor
- 15 Wash Programmes with Full Wash 60, Daily 39, Quick 15
- Favorite Programme
- Spin speed: 1200, 800, 600, 400, No Spin, Rinse hold
- Temperature (°C): 90, 60, 50, 40, 30, Cold
- Options: Hygienic Care, PreWash, Extra Rinse, Time Manager, Delay End, Add Clothes, Child Lock
- 3XL Door opening

9-7.5kg Washer

EWF9024D3WB 9kg

UltimateCare 300 Series

The AddClothes function allows you to pause the wash to add forgotten items up to 15 minutes after the cycle begins.



Technical info

Product dimensions (mm)

850 (H) x 600 (W) x 659 (D)



Also available:

EWF8024D3WB 8kg 850 (H) x 600 (W) x 575 (D)

EWF7524D3WB 7.5kg 850 (H) x 600 (W) x 575 (D)

Features

- 9kg capacity
- Hygienic Care
- Hive Drum and Lean Lifter
- EcoInverter Motor
- 12 Wash Programmes with Full Wash 60, Daily 39, Quick 15
- Spin speed: 1200, 800, 600, 400, No Spin, Rinse hold
- Temperature (°C) 90, 60, 50, 40, 30, Cold
- Options: Hygienic Care, Soak, Extra Rinse, Delay End, Prewash, Add Clothes, Child Lock
- 3XL Door opening





Washer Dryers

Wash, dried and cared for in one go

You'll love the efficiency and performance of our washer-dryer range. Using the latest technology, they'll wash, then perfectly drying your clothes – without compromising on stunning results. Saving you time in your busy day.

Intuitive and intelligent

Keep colours bright, whites startling and blacks dark. Smart sensors automatically detect the soil and detergent levels to adjust the washing time for optimal, energy-efficient results that reduces unnecessary wear and tear on fabrics.

Deeper clean

Say goodbye to detergent or soil residue on your freshly washed garments. UltraMix ensures detergent is fully dissolved before it reaches your fabrics for 40% less colour fading after 52 washes, even using cold water.

Hand it to us

You can safely trust your washer dryer to treat your delicate wool garments with utmost care. Our wool cycle is proven to be gentle even on your hand wash only woollens, keeping them as fresh and lovely as they felt when you first put them on.

Nice on knits

Our Woolmark Blue certification ensures your prized hand wash only woollens can be washed safely, with no felting or shrinking.



Features



Automatically detects dirt and residue for perfect cleaning

SensorWash™ detects dirt and adjusts cycle, to ensure clothes are always perfectly washed.*



40% less colour fading after 52 washes

UltraMix™ pre-mixes detergent to keep clothes looking vibrant and new for longer.**



No over-loading, no over-washing, less wear and tear

Load Sensor™ weighs laundry to recommend detergent and optimises time, water, and energy.***



Wifi connected for care advice, on demand

Electrolux Life app provides advice to help you care for 48 fabrics and 40 stain types.****



Preserve your look for longer

SensiCare system protects clothes from over-drying by measuring temperature and humidity.

*80% less detergent stains EWF141AEWA compared to previous model EWF12942

**40% less colour fading after 52 washes, assuming 1 wash per week for 1 year. EWF141AEWA compared to previous model EWF12942

***Load Sensor available on selected models only.

****Connectivity available in selected models only.





11kg/7kg Washer dryer

Technical info

Features

EWW1142R7MB ●

EWW1142Q7WB ●

UltimateCare 700 Series

Get all your washing done at once with our huge 11kg capacity. With innovative features like SensorWash, you can maximise every load. Designed to minimise water & energy use and save precious time, the SensorWash sensors help keep your whites whiter and your blacks blacker.

Product dimensions (mm)

850 (H) x 600 (W) x 659 (D)

Also available:

EWW1042Q7WB 10kg/7kg

- 11kg capacity
- SensorWash technology
- UltraMix system
- Hygienic Care
- Wi-Fi enabled*
- Woolmark Blue Certification
- Lily Drum and Lean Lifter
- EcoInverter Motor
- 15 Wash Programmes with Full Wash 60, Daily 39, Quick 15, WashDry 60
- Favorite Programme
- Electrolux Life App downloadable programmes
- Spin speed: 1400, 1200, 1000, 800, 600, 400, No Spin, Rinse hold
- Temperature (°C) 90, 60, 50, 40, 30, Cold
- Options: Mode (Wash+Dry/ Wash/ Dry), SensorWash, Hygienic Care, Prewash, Delay Start, Remote, Dryness Level, Time Dry, Add Clothes, Child Lock
- 3XL Door opening
- Load Sensor

*Minimum requirements: iPhone6/iOS 9.3/Android 4.3 and above. You will need to install the Electrolux Life app, create an Electrolux account and accept the Terms and Conditions and Electrolux's Privacy Policy in the app to use the connected features of the appliance. Internet and Wi-Fi connections are required to use the full features of the app and the appliance. Minimum requirements, apps and services are subject to change without notice.

9kg/6kg Washer Dryer

Technical info

Features

EWW9024P5WB

UltimateCare 500 Series

With UltraMix technology, detergent and softener is thoroughly dissolved and activated before it enters the drum. This ensures that your clothes are cleaned without leaving visible detergent residue at the end of the cycle.



Product dimensions (mm)

850 (H) x 600 (W) x 659 (D)

- 9kg capacity
- UltraMix system
- Hygienic Care
- Woolmark Apparel Certification Lily Drum and Lean Lifter
- EcoInverter Motor
- 15 Wash Programmes with Full Wash 60, Daily 39, Quick 15, WashDry 60
- Favorite Programme
- Spin speed: 1200, 800, 600, 400, No Spin, Rinse hold
- Temperature (°C) 90, 60, 50, 40, 30, Cold
- Options: Mode (Wash+Dry/ Wash/ Dry), Temp, Spin, Prewash, Delay Start, Dryness Level, Time Dry, Add Clothes, Extra Rinse, Child Lock
- 3XL Door opening

8kg/5kg Washer Dryer

Technical info

Features

EWW8024D3WB

UltimateCare 300 Series

The Hygienic Care option finishes the wash cycle with a soft spray of vapour to remove up to 99.9% of allergens and germs. By producing vapour at only 40°C it is gentler on your fabrics, whilst also saving energy.



Product dimensions (mm)

850 (H) x 600 (W) x 568 (D)

- 8kg capacity
- Hygienic Care
- Lily Drum and Lean Lifter
- EcoInverter Motor
- 12 Wash Programmes with Full Wash 60, Quick 15, WashDry 60
- Spin speed: 1200, 800, 600, 400, No Spin, Rinse hold
- Temperature (°C) 90, 60, 50, 40, 30, Cold
- Options: Temp, Spin, Mode (Wash/Dry), Hygienic Care, Extra Rinse, Delay Start, Dryness Level, Time Dry, Soak, Add Clothes, Child Lock
- XL Door opening



Complete fabric care solutions

Pair with UltimateCare washer for total fabric care and seamless design alignment.



Precise care for everyday favorites

Smart Sensor measures humidity to prevent over-drying, reducing wear and tear.



Care for wool, the easy way

Safely dry treasured machine-washable woollen garments in our Woolmark approved cycle.



80% less colour fading

Keep garments vibrant for longer with up to 80% less colour fading vs. sun drying.*



Up to 32% less wrinkles

Alternating drum movements prevent clothes from tangling to lessen creases by up to 32%.**

*80% less colour fading vs. sun drying - tested and certified by UL

**32% less wrinkles vs. hang drying - tested and certified by THTI

Dryers

Delicate care

Electrolux dryers adjust temperatures and motion for precise care. So you can relax, knowing you never have to worry about your favourite t-shirt or pants coming out a size too small, ever again.

Careful drying, every time

With Electrolux's Delicate Care technology, every garment is dried at the temperature that suits it best. The fast drum movement on the wool cycle ensures wools are kept flat to reduce shrinkage. Alternatively select the silk cycle to ensure your delicate silks are gently kept aloft to keep their shape. The dryer measures the exact humidity and temperature to protect from over-drying, while the intuitive tumble action helps dry clothes more gently and evenly. So, when you open the door, your clothes will look and feel fresh and ready to wear again.

Nice on knits

Our Woolmark Blue certification ensures your prized hand wash only woollens can be dried safely, with no felting or shrinking.

Gentle on the ears

Inverter technology is designed to be discreet and unobtrusive. Feel free to turn your dryer on any time of the day or night, without it interfering with anything else you're doing.





Comparisons


Drying with care

Silk comparison

The DelicateCare 800 dryer gives you confidence dry your favourite clothes, whatever they're made of, even silk and down. The DelicateCare System with heat pump tailors low temperatures and drum motion to any fabric. Even your silk garments emerges with up to 50% less creases.

Down jacket comparison

The performance of a down jacket may deteriorate when washing and drying as the down is pressed into corners of the jacket over time. The DelicateCare System adjusts temperature and motion for exactly the correct care so the down is gently fluffed again and its protective abilities restored.





9kg Heat Pump Dryer

Technical info

Features

EDH903BEWA

UltimateCare 800 Series

With a large 9kg capacity and a huge range of features, you will enjoy exceptional results every time. The innovative Heat Pump system ensures gentle drying, high performance and energy efficiency. Plus the SensiCare function gently dries your clothes without over drying.

Product dimensions (mm)
850 (H) x 600 (W) x 659 (D)

- 9kg Loading Capacity
- Reverse Tumbling Technology
- Woolmark Blue
- Inverter Technology
- Stainless Steel Drum
- LightCraft™
- IQ Touch™
- 13 Dry Programmes with Delicates, Silk and Wool
- Exclusive Electrolux Life app* downloadable programmes
- Time Drying: 10 minutes to 2 hours
- Dryness Level: Extra Dry, Cupboard Dry, Iron Dry
- Ecoflow Filter
- WiFi enabled*
- Options: Extra Silent, Reverse Plus, Extra Antcrease, Delay Start, Remote, Save (Favourite), Child Lock
- Accessory: Drying Rack, Drain Kit
- SmartSpace: Stacked**

Also available:
EDH803BEWA 8kg

*Minimum requirements: iPhone6/iOS 9.3/Android 4.3 and above. You will need to install the Electrolux Life app, create an Electrolux account and accept the Terms and Conditions and Electrolux's Privacy Policy in the app to use the connected features of the appliance. Internet and Wi-Fi connections are required to use the full features of the app and the appliance. Minimum requirements, apps and services are subject to change without notice.

**only available on 9kg EDH903BEWA

**using Electrolux stacking kit with shelf (PNC: 902979795)

8kg Condenser Dryer

Technical info

Features

EDC804CEWA

UltimateCare 700 Series

The Advanced Sensor Dry function allows you to dry your garments gently without over drying, so you save time and energy too.

Product dimensions (mm)
850 (H) x 600 (W) x 659 (D)

- 8kg Loading Capacity
- Reverse Tumbling Technology
- Inverter Technology
- Stainless Steel Drum
- IQ Touch™
- 13 Dry Programmes with Delicates, Denim and Wool
- Time Drying: 10 minutes to 2 hours
- Dryness Level: Extra Dry, Cupboard Dry, Iron Dry
- Options: Gentle Dry, Extra Antcrease, Delay Start, Save (Favourite), Child Lock
- Smart Space: Stacked*



Also available:
EDC704GEWA 7kg 850 (H) x 600 (W) x 540 (D)

* using Electrolux stacking kit (PNC: 4500003)

8.5kg Venting Dryer

Technical info

Features

EDV854J3WB

UltimateCare 300 Series

With auto-sensing technology you can dry and care for your garments with ease.

Product dimensions (mm)
850 (H) x 596 (W) x 625 (D)

- 8.5kg Drying capacity
- SensorDry technology
- Stainless steel drum
- Knob with LED Display
- 12 Programmes with Hygienic Care, Refresh and Fast 40
- Time Drying (minutes): 120, 90, 60, 30, 20, 15
- Dryness Level Extra Dry, Cupboard Dry, Iron Dry
- Drying Temperature Boost, Low, Airing
- Options: Extra Antcrease, Delay Start, Child Lock
- Smart Space: Stacked*/ Wall-mounted



Also available:
EDV754H3WB 7.5kg

* using Electrolux stacking kit (PNC: 4500003)

Top Load Washers

Less wear and tear,
more care

Your favourite clothes help you look, feel and be at your best. With every wash, Electrolux Cyclonic Care Series protects your clothes from wear and tear and keep clothes as vibrant as the day you first wore them.



Cyclonic Care Pulsator

Generate upward water flow, which avoid clothes clumping at the bottom of the tub thereby reducing friction



Water Cube Drum

Reduce friction between the clothes and the drum, preventing damages to the fabrics



Cyclonic Tub Clean

Clean clothes and tub simultaneously during spin cycle. After rinse cycle, only 65% of the of the water is drained. Using centrifugal force, it pushes water onto the tub to create a scrubbing/ cleaning action.



Wool Function

Cycle that dries your woolen garments with care.



Stylish Glass Lid Design

Safe, smooth and elegant lid which is specially designed with soft closing.





12.5kg Washer

EWT2H88M1SB

Cyclonic Care Series

The Cyclonic Care pulsator generate upward water flow to avoid clothes clumping at the bottom of tub thereby reducing friction

Technical info

Product dimensions (mm)

1,000 (H) x 601 (W) x 630 (D)

Features

- 12.5kg capacity
- Cyclonic Care Pulsator
- Direct Drive Inverter Motor
- Water Cube Drum
- LED Display
- Glass Lid with Soft Opening
- 8 Wash Programmes with Quick Wash, Wool & Clean Tub
- Time Manager
- 4 water level adjustments
- Magic Filter
- Child Lock
- Delay start
- Auto Unbalancing Detection

Also available:

EWT0H88M1SB 10.5kg 968 (H) x 596 (W) x 580 (H)

10.5kg Washer

EWT0H88H1WB

Cyclone Care Series

Easy to clean filter can be conveniently removed to wash out fluff and detergent residue.



Technical info

Product dimensions (mm)

968 (H) x 596 (W) x 580 (D)

Features

- 10.5kg capacity
- Cyclonic Care Pulsator
- Water Cube Drum
- LED Display
- Glass Lid with Soft Opening
- 8 Wash Programmes with Quick Wash, Wool & Clean Tub
- Time Manager
- 4 water level adjustments
- Magic Filter
- Child Lock
- Delay start
- Auto Unbalancing Detection
- Universal Motor

Also available:

EWT9588H1WB 9.5kg 965 (H) x 550 (W) x 565 (H)

EWT8588H1WB 8.5kg 925 (H) x 550 (W) x 565 (H)

EWT7588H1WB 7.5kg 930 (H) x 525 (W) x 515 (H)

Garment Care

Wrinkle-free clothes without the complications; experience the savvy solution to garment care with garment steamers and irons.



Garment steamer

E5GS1-89BM
Refine 500 Series



Accessories



Features

- Safety Auto-off when out of water
- Steam: 36g/min
- Continuous Steam (one full tank): 80 minutes
- 2.1L Removable water tank
- Heat-up time less than 45 seconds
- 3 levels steam control
- Power indicator on/off
- Accessories: Protective glove, trouser rack, line clip, static/ lint combined brush, garment clip, Auxilliary ironing board and accessory bag

Garment steamer

E5GS1-55DB
Refine 500 Series



Accessories



Features

- Safety Auto-off when out of water
- Steam: 36g/min
- Continuous Steam (one full tank): 80 minutes
- 2.3L removable water tank
- Heat-up time less than 45 seconds
- Power indicator on/off
- Accessories: Protective glove, trouser rack, line clip, static/ lint combined brush and garment clip

Steam iron

E6SI3-62MN
Refine 600 Series



Features

- Glissium™ 175 Ceramic Soleplate
- 200g Powerful Shot of Steam
- 330ml Water Tank
- Vertical Steam
- 3-way Auto-Off Safety feature
- Alarm sound
- Hot soleplate indicator
- Anti drip system
- Anti-calc
- Flush Clean (Self-Clean)
- Power Rating: 2500W

Steam iron

E6SI3-61NW
Refine 600 Series



Features

- Glissium™ 175 Ceramic Soleplate
- 160g Powerful Shot of Steam
- 330ml Water Tank
- Vertical Steam
- Hot soleplate indicator
- Anti drip system
- Anti-calc
- Flush Clean (Self-Clean)
- Power Rating: 2400W

Steam iron

ESI4007
EasyLine Series



Features

- Non-stick Soleplate
- Stepless Temperature Dial
- Anti-Calc, Pilot Lamp
- Steam Output: 30g/min
- Steam Shot: 70g/min
- 250ml Water Tank
- Vertical Steam, Drip Drop, Anti Scale & Self Clean System
- Power Rating: 1600W

Dry iron

EDI1004
EasyLine Series



Features

- EasyLine™ Dry Iron
- Non-stick Soleplate
- 360° Swivel Cord
- Temperature Control
- Safety Light Guide
- Colour: Red
- Power Rating: 1300W

top load washer



EWT7588H1WB EWT8588H1WB EWT9588H1WB EWT0H88H1WB EWT0H88M1SB EWT2H88M1SB

| specifications | | | | | | |
|------------------------|--------------------|--------------------|--------------------|--------------------|--------------------|--------------------|
| capacity (kg) | 7.5 | 8.5 | 9.5 | 9.5 | 10.5 | 12.5 |
| spin speed (rpm) | 900 | 900 | 900 | 900 | 900 | 900 |
| washer features | | | | | | |
| no. of programs | 8 | 8 | 8 | 8 | 8 | 8 |
| variable temperatures | yes | yes | yes | yes | yes | yes |
| motor | inverter | inverter | inverter | inverter | inverter | inverter |
| DelayEnd | yes | yes | yes | yes | yes | yes |
| quick cycles | yes | yes | yes | yes | yes | yes |
| favourite cycle | - | - | - | - | - | - |
| TubClean | yes | yes | yes | yes | yes | yes |
| ActiveFlow | - | - | - | - | - | - |
| AirTurbo | yes | yes | yes | yes | yes | yes |
| AutoLevel | yes | yes | yes | yes | yes | yes |
| CyclonicCare pulsator | yes | yes | yes | yes | yes | yes |
| UltraMix | - | - | - | - | - | - |
| AutoDose | - | - | - | - | - | - |
| Woolmark approved | Woolmark Certified | Woolmark Certified | Woolmark Certified | Woolmark Certified | Woolmark Certified | Woolmark Certified |
| Wifi connectivity | - | - | - | - | - | - |
| others | | | | | | |
| product dimension (mm) | 930 x 525 x 515 | 925 x 550 x 565 | 965 x 550 x 565 | 968 x 596 x 580 | 968 x 596 x 580 | 968 x 596 x 580 |

washer dryer



EWW8024D3WB EWW9024P5WB EWW1042Q7WB EWW1142Q7WB EWW1142R7MB

| specifications | | | | | |
|---|-----------------|-----------------|-----------------|-----------------|-----------------|
| washing capacity / drying capacity (kg) | 8 / 5 | 9 / 6 | 10 / 7 | 11 / 7 | 11 / 7 |
| spin speed (rpm) | 1200 | 1200 | 1400 | 1400 | 1400 |
| washer dryer features | | | | | |
| no. of programs | 12 | 15 | 15 | 15 | 15 |
| variable temperatures | yes | yes | yes | yes | yes |
| motor | EcolInverter | EcolInverter | EcolInverter | EcolInverter | EcolInverter |
| DelayEnd | - | - | yes | yes | yes |
| quick cycles | yes | yes | yes | yes | yes |
| favourite cycle | - | yes | yes | yes | yes |
| HygienicCare | yes | yes | yes | yes | yes |
| VapourRefresh | - | - | yes | yes | yes |
| AutoSense | yes | yes | yes | yes | yes |
| SensiCare | yes | yes | yes | yes | yes |
| OKOBall | yes | - | - | - | - |
| UltraMix | - | yes | yes | yes | yes |
| SensorWash | - | - | yes | yes | yes |
| LoadSensor | - | - | yes | yes | yes |
| AutoDose | - | - | - | - | - |
| Woolmark approved | - | Woolmark Blue | Woolmark Blue | Woolmark Blue | Woolmark Blue |
| Wifi connectivity | - | - | Yes | yes | yes |
| others | | | | | |
| product dimension (mm) | 850 x 600 x 568 | 850 x 600 x 659 | 850 x 600 x 659 | 850 x 600 x 659 | 850 x 600 x 659 |

front load washer



EWF7524D3WB EWF8024D3WB EWF8024P5WB EWF9024D3WB EWF9024P5WB EWF9042Q7WB EWF1024P5WB EWF1042Q7WB EWF1142Q7WB EWF1141R9WB

| specifications | | | | | | | | | | |
|------------------------|-----------------|-----------------|-----------------|-----------------|-----------------|-----------------|-----------------|-----------------|-----------------|-----------------|
| capacity (kg) | 7.5 | 8 | 8 | 9 | 9 | 9 | 10 | 10 | 11 | 11 |
| spin speed (rpm) | 1200 | 1200 | 1200 | 1200 | 1200 | 1400 | 1200 | 1400 | 1400 | 1400 |
| energy rating | 5 star | 5 star | 5 star | 5 star | 5 star | 5 star | 5 star | 5 star | 5 star | 5 star |
| washer features | | | | | | | | | | |
| no. of programs | 12 | 12 | 15 | 12 | 15 | 15 | 15 | 15 | 15 | 15 |
| variable temperatures | yes | yes | yes | yes | yes | yes | yes | yes | yes | yes |
| motor | EcolInverter | EcolInverter | EcolInverter | EcolInverter | EcolInverter | EcolInverter | EcolInverter | EcolInverter | EcolInverter | EcolInverter |
| DelayEnd | yes | yes | yes | yes | yes | yes | yes | yes | yes | yes |
| quick cycles | yes | yes | yes | yes | yes | yes | yes | yes | yes | yes |
| favourite cycle | - | - | yes | - | yes | yes | yes | yes | yes | yes |
| HygienicCare | yes | yes | yes | yes | yes | yes | yes | yes | yes | yes |
| VapourRefresh | - | - | - | - | - | yes | - | yes | yes | yes |
| AutoSense | yes | yes | yes | yes | yes | yes | yes | yes | yes | yes |
| UltraMix | - | - | yes | - | yes | yes | yes | yes | yes | yes |
| SensorWash | - | - | - | - | - | yes | - | yes | yes | yes |
| LoadSensor | - | - | - | - | - | yes | - | yes | yes | yes |
| AutoDose | - | - | - | - | - | - | - | - | - | yes |
| Woolmark approved | - | - | Woolmark Blue | - | Woolmark Blue | Woolmark Blue | Woolmark Blue | Woolmark Blue | Woolmark Blue | Woolmark Blue |
| Wifi connectivity | - | - | - | - | - | yes | - | yes | yes | yes |
| others | | | | | | | | | | |
| product dimension (mm) | 850 x 600 x 575 | 850 x 600 x 575 | 850 x 600 x 575 | 850 x 600 x 659 | 850 x 600 x 659 | 850 x 600 x 659 | 850 x 600 x 659 | 850 x 600 x 659 | 850 x 600 x 659 | 850 x 600 x 659 |

dryer



EDV754H3WB EDV854J3WB EDC704GEWA EDC804CEWA EDH803BEWA EDH903BEWA

| specifications | | | | | | |
|-------------------------|-------------------------|-------------------------|------------------------|------------------------|-------------------------------------|-------------------------------------|
| capacity (kg) | 7.5 | 8.5 | 7 | 8 | 8 | 8 |
| type | venting | venting | condenser | condenser | heat pump | heat pump |
| dryer features | | | | | | |
| no. of programs | 12 | 12 | 13 | 13 | 13 | 13 |
| no. of drying levels | 3 | 3 | 3 | 3 | 3 | 3 |
| motor | standard | standard | standard | standard | inverter | inverter |
| interior light | - | - | - | - | yes | yes |
| delay start | - | - | yes | yes | yes | yes |
| time drying option | yes | yes | yes | yes | yes | yes |
| ReverseTumbling | yes | yes | yes | yes | yes | yes |
| SensiCare | - | - | - | - | yes | yes |
| Delicate cycle | - | - | yes | yes | yes | yes |
| Woolmark approved | - | - | - | - | Woolmark Blue | Woolmark Blue |
| Wifi connectivity | - | - | - | - | - | yes |
| others | | | | | | |
| product dimension (mm) | 850 x 600 x 625 | 850 x 600 x 625 | 850 x 600 x 540 | 850 x 600 x 659 | 850 x 600 x 659 | 850 x 600 x 659 |
| smart space | stacked* / wall-mounted | stacked* / wall-mounted | stacked* | stacked* | stacked* | stacked* |
| smart space accessories | stacking kit (4500003) | stacking kit (4500003) | stacking kit (4500003) | stacking kit (4500003) | stacking kit with shelf (902979795) | stacking kit with shelf (902979795) |

Accessories

Get these accessories to make your perfect laundry room.

Dryer Stacking Kit with Shelf

Part Number: 902979795 E4YHMKP2



Features

- Create extra space in your home with this stacking kit that enables you to safely and securely install your dryer on top of a washing machine. Also includes a pull-out shelf for easy loading and unloading from the dryer and provides extra space for folding dry laundry.
- Fits 600mm wide and 540-600mm deep appliances
- Gross weight: 5000g
- Product dimension (mm): 650 (H) x 100 (W) x 655 (D)

RRP: RM345

Dryer Stacking Kit

Part Number: 4500003



Features

- This kit is used to stack up the tumble dryer on top of front load washer
- Product dimension (mm): 525 (W) x 57 (H) x 615 (D)

RRP: RM115

Laundry Pedestal with Drawer

Part Number: 919090422 PDST60



Features

- The pedestal raises your front load washer or dryer to a perfect height
- Large storage drawer, perfect for all your laundry essentials
- Caution: Never stack a dryer on top of washing machine if using pedestal

• Gross weight: 23kg

RRP: RM450

Washing Machine Cover

Part Number: THF00182 PN319



Features

- Applicable to most Electrolux front load washer/ washer dryer except EWW1122DW & EWF1114UW0
- Gross weight: 1400g

RRP: RM80



For purchases, ask your nearest outlet or contact Electrolux Customer Care Centre: 1300 88 1122 / 1800 81 9239/ malaysia.customercare@electrolux.com